

# St. Paul Lutheran School Tuition Schedule

## Preschool Tuition Information




Church Membership Status	St. Paul Members	Sister WELS/ELS	Non WELS/ELS
Cost to educate a student at St. Paul Lutheran School	\$4,600	\$4,600	\$4,600
St. Paul Church Contribution	\$2,300	\$0	\$1,600
<b>3K - 4K Final Tuition Cost</b>	<b>\$2,300</b> (\$1,840 - 3 Day Program)	<b>\$4,600</b> (\$3,680 - 3 Day Program)	<b>\$3,000</b> (\$2,400 - 3 Day Program)

## K-8 Tuition Information

Church Membership Status	St. Paul Members	Sister WELS/ELS	Non WELS/ELS
Cost to educate a student at St. Paul Lutheran School	\$8,500	\$8,500	\$8,500
St. Paul Church Contribution	\$6,200	\$250	\$4,200
<b>K-8th grade Final Tuition Cost</b>	<b>\$2,300</b>	<b>\$8,250</b>	<b>\$4,300</b>

**Multi Student Discounts (Rates apply to St. Paul Members):**  
 Second child: \$2100    Third child: \$1900    Fourth child \$1700

## Tuition Explanation

-  **St. Paul Member Tuition:** Families that have chosen St. Paul Lutheran Church as their church home are charged the rate above as set by our Church Council. These families also support the overall ministry of our congregation through their offering contributions.
-  **Sister WELS/ELS Tuition:** St. Paul Lutheran School serves families that have made other area WELS/ELS churches their church home. These WELS/ELS churches offer tuition assistance to their church families. Families should contact their pastor or congregational leadership for tuition assistance information.
-  **Non WELS/ELS Tuition:** St. Paul Lutheran School serves families that do not have a church home or have made other churches their church home. These families are charged a “non WELS/ELS tuition rate.”

# Tuition Assistance Options

## Wisconsin Parental Choice Program (WPCP)

St. Paul Lutheran School participates in the Wisconsin Parental School Choice Program (WPCP). This program does have the following eligibility requirements:

🏠 **New** students (any grade level K-8) who meet the income eligibility guidelines below may apply

🏠 **New or current students entering 4 Year Old Kindergarten, 5 Year Old Kindergarten or 1st grade** and meet the income eligibility guidelines below may apply

🏠 The application period is open from February 1st - April 18th.

## St. Paul Scholarships

St. Paul Lutheran School is committed to making sure money is not a barrier to any family. In addition to participating in the Wisconsin Parental Choice Program, we also offer scholarships to families.

🏠 All school families are eligible to apply for tuition assistance by completing an application. Applications are available by emailing [office@stpaulgreenbay.com](mailto:office@stpaulgreenbay.com) or by contacting the school office at 920-435-8468.

🏠 The application period is open from March 1st - April 15th.

### WPCP 2024-25 Income Eligibility Guidelines

Family Size	Single Income (AGI)*	Married Income (AGI)*
2	\$43,384	N/A
3	\$54,692	\$61,692
4	\$66,000	\$73,000
5	\$77,308	\$84,308
6	\$88,616	\$95,616
	Add \$11,308 for each additional family member	Add \$11,308 for each additional family member

\*As determined by the Adjusted Gross Income (AGI) on the federal income tax return for the prior calendar year (2023 for the 2024-25 school year.)